

Embroider Adorable Animal Crossing Characters with Cross Stitch Patterns



9 Animal Crossing New Horizons Characters Cross Stitch Patterns by Greg Pullen

★ ★ ★ ★ ☆ 4.3 out of 5

Language : English

File size : 26516 KB

Screen Reader : Supported

Print length : 68 pages

Paperback : 88 pages

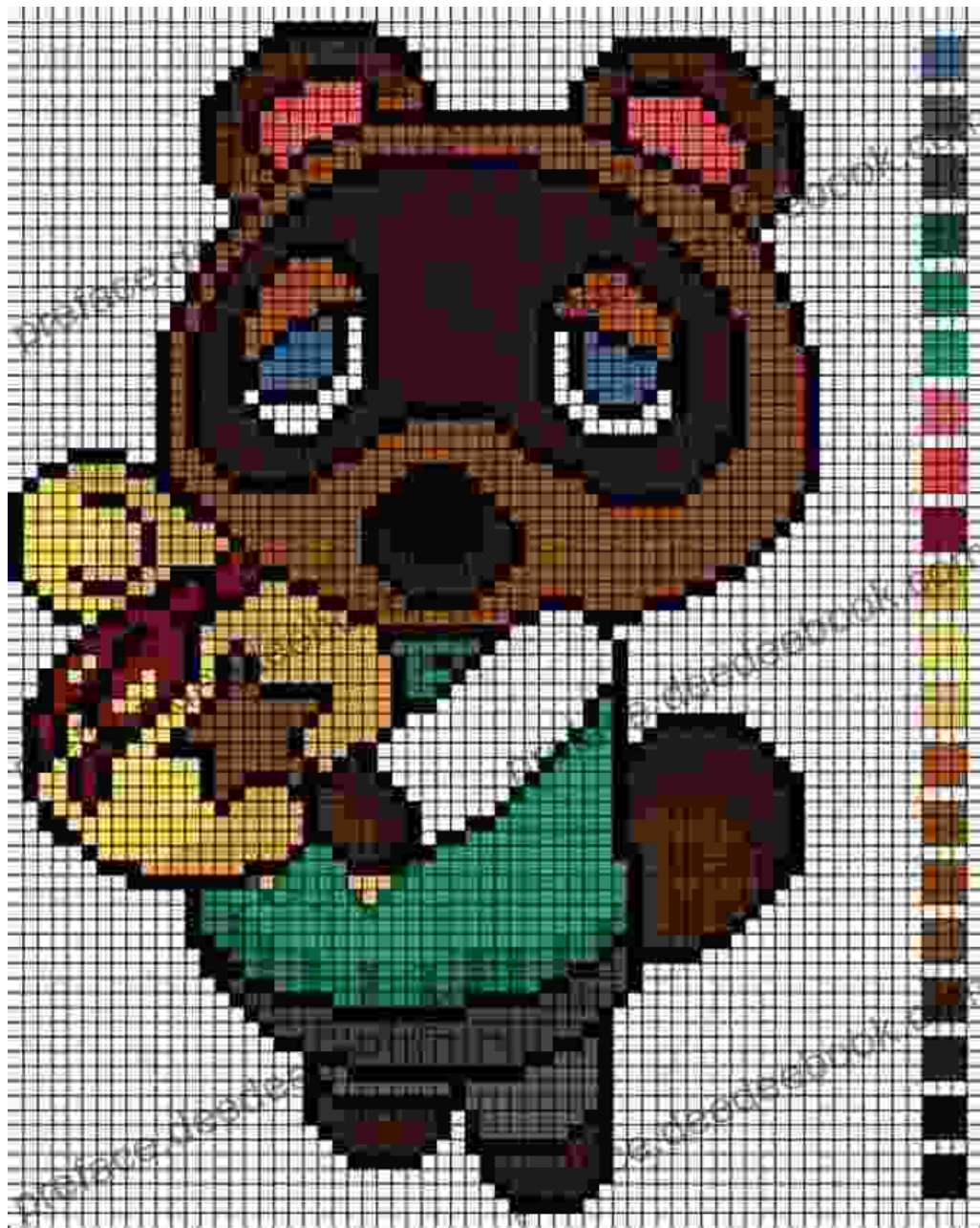
Item Weight : 6.6 ounces

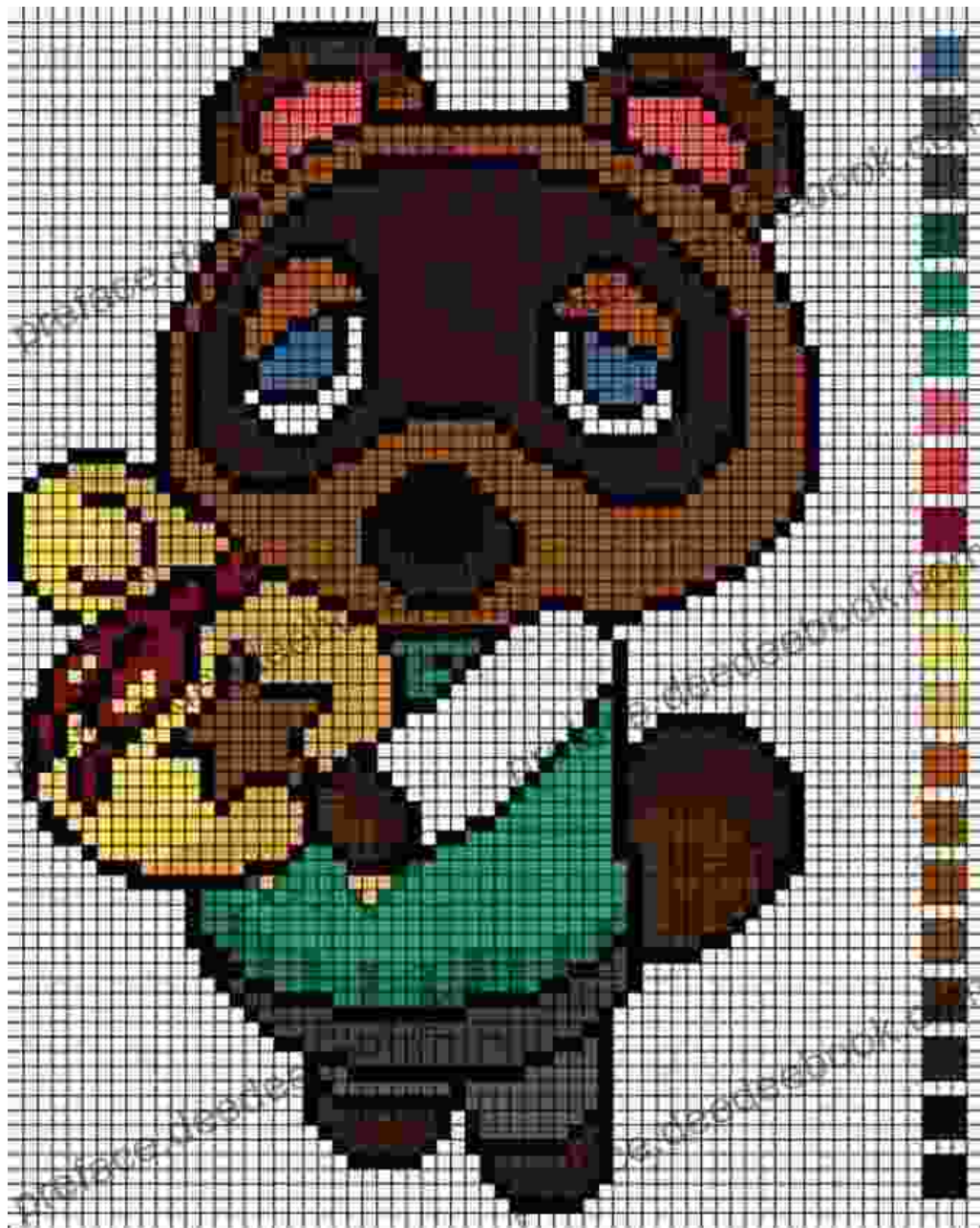
Dimensions : 6 x 0.22 x 9 inches

FREE

DOWNLOAD E-BOOK









Embark on a creative adventure and bring the charming characters of Animal Crossing New Horizons to life through the timeless art of cross stitching. Our exclusive patterns allow you to stitch your favorite villagers, special characters, and adorable creatures, creating unique and heartwarming pieces of art.

Meet the Beloved Characters

Tom Nook



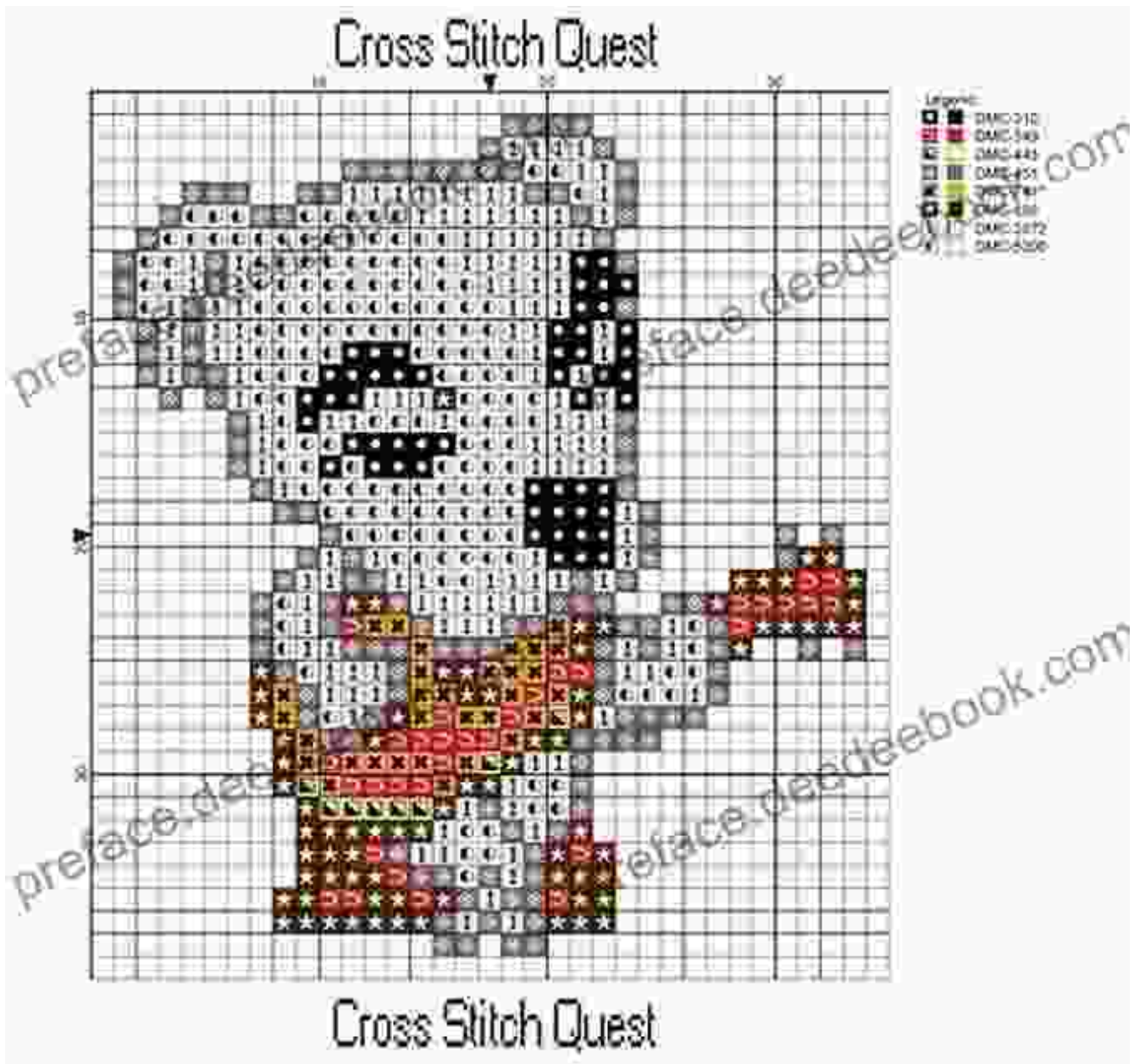
Stitch the iconic Tom Nook, the wise and entrepreneurial raccoon who runs Nook's Cranny and oversees your island adventure. His signature red apron and sly smile will add a touch of charm to your cross stitch project.

Isabelle



Embroider the adorable and helpful Isabelle, the Shih Tzu secretary who assists you in your daily island tasks. Her vibrant yellow dress and energetic personality will brighten up your cross stitch creation.

Villagers



Choose your favorite villagers from a wide range of animal species and personalities. From the friendly dog Lucky to the witty fox Audie, there's a villager pattern for every taste. Stitch multiple villagers together to create a charming village scene.

Special Characters



Don't forget to stitch the special characters that add color and excitement to your island life. Embroider Timmy and Tommy, the energetic raccoon twins who run the Nook's Cranny expansions. Capture the artistic charm of Flick, the bug-loving chameleon, or the fishing enthusiast C.J. with his iconic striped shirt.

Creatures



Bring the island's wildlife to life with cross stitch patterns of adorable creatures. Stitch the mischievous tanuki K.K. Slider, known for his live performances, or the graceful butterfly Morpho, fluttering among the flowers. Each creature adds a touch of nature and wonder to your cross stitch project.

Getting Started

Embarking on your cross stitching journey is easy. Gather your materials, which include:

- Cross stitch fabric (Aida or linen)
- Embroidery floss in the colors of your chosen pattern
- Cross stitch needle
- Embroidery hoop or frame
- Scissors

Once you have your materials, follow these steps:

1. Print or load the cross stitch pattern onto your computer or mobile device.
2. Decide on the size and placement of your design on the fabric.
3. Mark the center point of your fabric and the pattern.
4. Start stitching from the center, following the pattern carefully.
5. Use different colors of floss to create the details and features of the characters.
6. Continue stitching until the design is complete.
7. Frame your finished cross stitch to display your masterpiece.

Tips for Beginners

If you're new to cross stitching, here are some helpful tips to make your experience more enjoyable:

- Use a small needle and fine floss for intricate details.
- Keep your stitches even and tight to create a smooth and polished finish.
- Use a light source to illuminate your work area and avoid eye strain.
- Take breaks as needed to prevent fatigue.
- Don't be afraid to experiment with different colors and patterns to create unique designs.

Cross stitching Animal Crossing characters is a delightful and creative way to celebrate your love for the game and its charming inhabitants. Our exclusive patterns provide endless possibilities for customization and personalization. As you stitch each character, you'll relive fond memories and bring the vibrant world of Animal Crossing New Horizons into your own space. Whether you're a seasoned cross stitcher or embarking on your first project, these patterns will guide you through the journey of creating adorable and unforgettable pieces of art.



9 Animal Crossing New Horizons Characters Cross Stitch Patterns

by Greg Pullen

★★★★☆ 4.3 out of 5

Language : English

File size : 26516 KB

Screen Reader: Supported

Print length : 68 pages

Paperback : 88 pages

Item Weight : 6.6 ounces

Dimensions : 6 x 0.22 x 9 inches

FREE

DOWNLOAD E-BOOK





Unlocking the Power of Celebrity Branding: A Comprehensive Guide by Nick Nanton

In the ever-evolving marketing landscape, celebrity branding has emerged as a potent force, captivating audiences and driving brand success. From...



The Legendary Riggins Brothers: Play-by-Play of a Football Dynasty

The Unforgettable Trio: The Impact of the Riggins Brothers on Football
The Riggins brothers, Lorenzo "Zo" and Thomas "Tom," are revered as icons in the annals...